


# 2015 HIGHLIGHTS

## CIRCULATION

CIRCULATION INCREASED **1.3%** IN 2015



**93.5%** OF CHECKOUTS in the main library took place at a self-check kiosk.



Digital downloads increased **29.2%** and accounted for **11.8%** of total circulation.

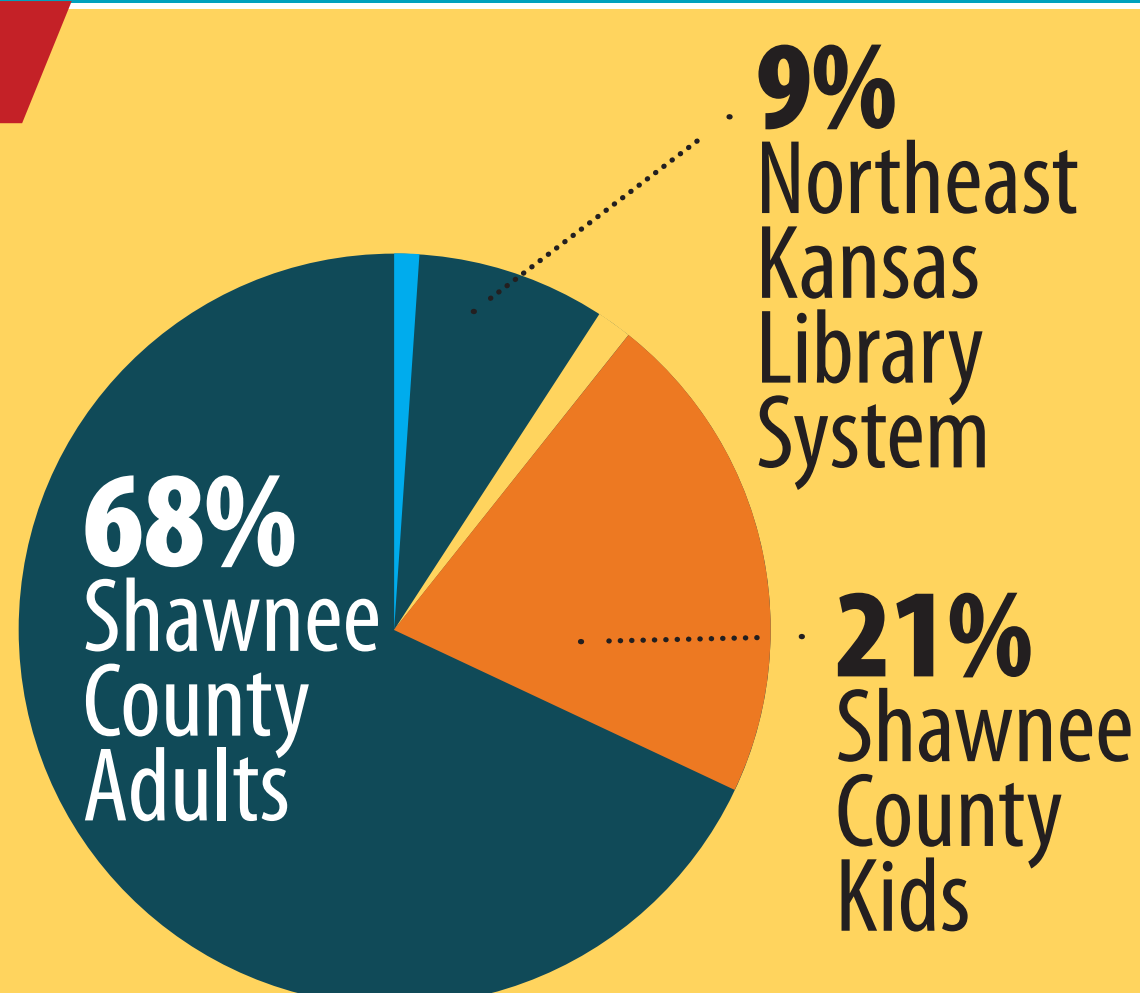


The Juvenile Fiction collection had an increase in circulation as a result of the new bin shelving in picture books.

## CARDHOLDERS



At the end of 2015, **99,683** people had active library cards. An increase of 201 from 2014.



## COLLECTION



We added **9,787** ebooks and audiobooks to our OverDrive collection. Hoopla added thousands of new ebooks, audiobooks, albums and movies to its selection.



## PROGRAMMING

Program attendance increased **19.5%** from 2014. In 2015, programs were attended **90,841** times at the main building or at a remote location.



## DIGITAL BRANCH



In 2015 there were **795,411** visits to [tscpl.org](http://tscpl.org).

That is up **38.2%** from 2014.




**14,130**  
like us on  
Facebook.



**5,911**  
follow us on  
Twitter.

## MEETING ROOMS



**+ 13.7%**  
**8,669**  
meeting  
rooms were  
booked in  
2015.



**+ 21.9%**  
**49,115**  
meeting  
room hours  
werbooked in  
2015.



**+ 1.5%**  
An estimated  
attendance of  
**147,909** at  
meeting room  
events.